

## FURNITURE MEASURING &amp; DELIVERY GUIDE 2019

*It's important to make sure that the furniture you are ordering will fit in your home. Here are the steps to ensure a successful delivery.*

## CONFIRM ALL PRODUCT DIMENSIONS

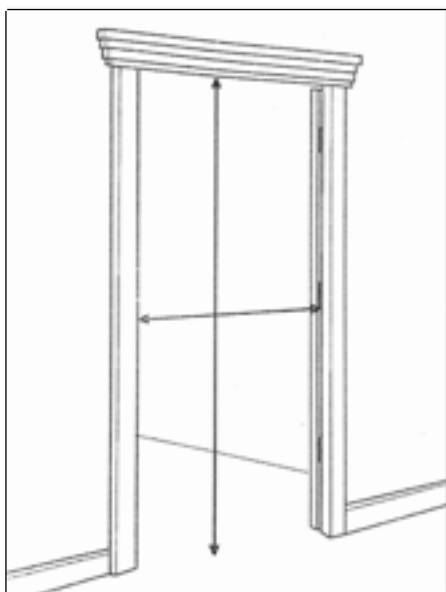
- Our website provides width, length and height for every piece of furniture.

## MEASURE YOUR SPACE

- Identify where you intend to place your furniture.
- Check the width, depth and height of the item on our website, and make sure it will fit in the space you've chosen.
- Consider creating a floor plan to scale, or marking out the width and depth of your furniture on the floor with painter's tape or cardboard.


## MEASURE YOUR DOORWAYS, STAIRWAYS AND PASSAGES

- Determine the best pathway from outside your home to the room where your furniture will be placed. Measure every doorway, elevator, staircase and hallway that the item will pass through.
- For apartment buildings or homes with elevators, it is important to measure the elevator interior height, elevator opening and distance to the opposite wall. Also measure entry clearances – the distance between the doorway and the opposite wall – in the event that the furniture needs to turn a corner.
- Compare these measurements to the dimensions of your new furniture to ensure that our delivery professionals can navigate through entryways and around obstacles.



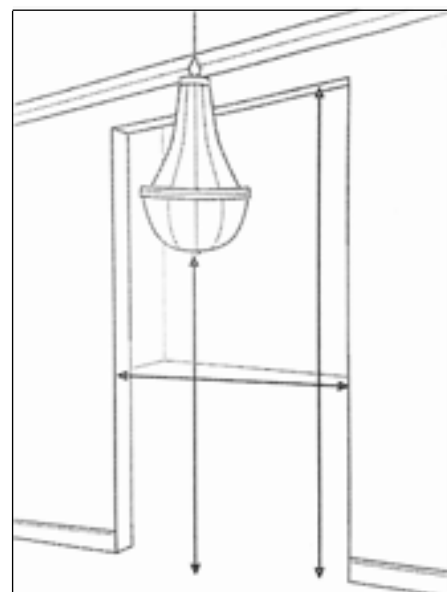
## Doorways

- Measure the interior width and height of all doorways
- Check how wide your door can open
- Check for any architectural details that may impede access



## Stairways

- Measure the width of your stairway, taking into account any handrails or posts
- Measure the height from the top and bottom steps to the ceiling
- Make sure the item can fit on and around landings



## Hallways

- Measure the width of hallways, taking into account any twists or turns
- Check for any architectural details & low-hanging fixtures that may impede access

### My Measurements:

Ex. front door                      80" H    36" W


## **FURNITURE MEASURING & DELIVERY GUIDE 2019 (*continued*)**

### **SPECIAL REQUIREMENTS FOR DELIVERY**

- At the time of scheduling your delivery, please notify PBW of any special requirements, such as the need for small trucks to navigate narrow roads and driveways
- Restricted delivery time frames due to local ordinances, gated entry access, proof of insurance for high rise and condominium buildings, multiple flights of stairs or service elevator reservations.

### **PREPARING FOR DELIVERY**

- Most furniture items and select non-furniture items that qualify for Unlimited Furniture Delivery (Local) have the option for delivery inside your home, where experienced white glove delivery service professionals will carefully unpack and inspect each item, assemble it and place it in your room of choice. For your convenience, all packing materials will be removed.
- Note that our delivery professionals are not permitted to move furniture currently in your home, nor are they allowed to move or set up electrical equipment.

### **BEFORE OUR DELIVERY TEAM ARRIVES, PLEASE PREPARE YOUR HOME:**

- Clear a path, moving any furniture or artwork that's in the way
- Secure low-hanging light fixtures
- Set rugs in place
- Confine pets to another room

*We ask that you closely inspect your item(s) before our delivery professionals leave your home.*

### **HOW WE MEASURE**

- We provide overall measurements (height, width and depth) for all our furniture
- Furniture is measured at the tallest, deepest and widest points of the product, including overhangs, angles, outward curves, and arms.